

# PowerTech® 6068D Diesel Engine Specifications

## PERFORMANCE DATA

### Rated Power


Intermittent (I) 125 hp (93 kW) @ 2500 rpm  
 Continuous (C) 113 hp (84 kW) @ 2500 rpm

### Peak Torque

Intermittent (I) 330 lb-ft (448 Nm) @ 1200 rpm

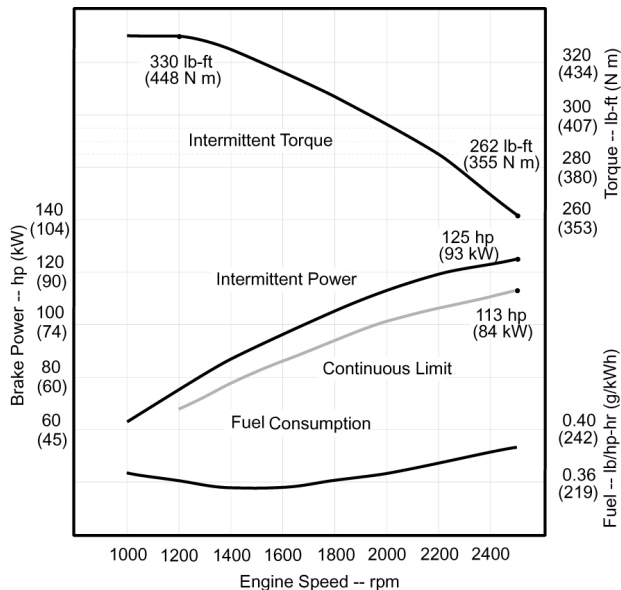
### Fuel Economy

BSFC 0.387 lb/hp-hr (236 g/kWh) @ 2500 rpm



RATED BHP is the power rating for variable speed and load applications where full power is required intermittently. CONTINUOUS BHP is the power rating for applications operating under a constant load and speed for long periods of time. POWER OUTPUT is within + or - 5% at standard SAE J 1995 and ISO 3046. EMISSION CERTIFICATIONS: CARB; EPA; and EU.

## PERFORMANCE CURVE



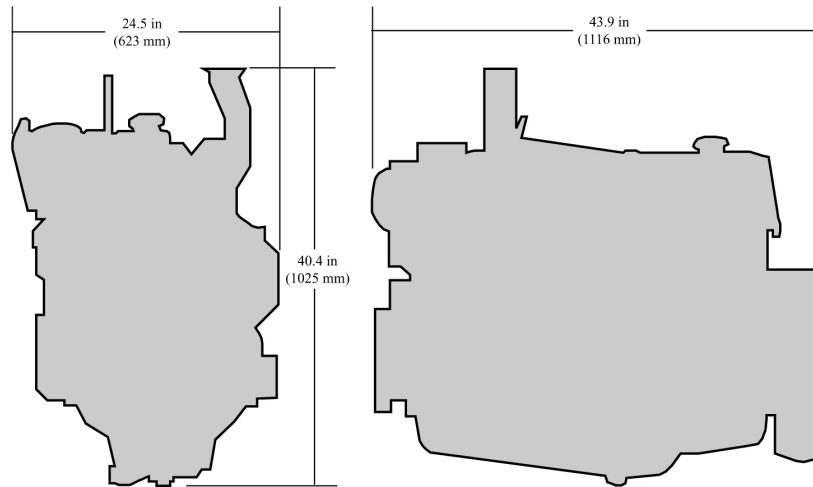
Photographs may show non-standard equipment.

PowerTech®  
**6068D Diesel Engine**  
Specifications

## GENERAL DATA

Model	6068DF150	Aspiration	Natural
Number of Cylinders	6	Length - in. (mm)	43.9 (1116)
Displacement - L (cu.in)	6.8 (414)	Width - in. (mm)	24.5 (623)
Bore and Stroke - in. (mm)	4.19 x 5.00 (106 x 127)	Height - in. (mm)	40.4 (1025)
Compression Ratio	17.6:1	Weight (Dry) - lb. (kg)	1149 (522)
Engine Type	In-line, 4-cycle		

## DIMENSIONS



## FEATURES AND BENEFITS

### Meets EPA, CARB, and EU off-road emission regulation

- This engine has been developed to meet the off-road emission requirements without degradation in performance or power level.

### Forged-steel, dynamically balanced crankshaft

- Constructed of heat-treated high-carbon steel for maximum strength.
- Journal surfaces induction-hardened for significantly increased wear life.

### Forged-steel connecting rods

- 45-degree connecting-rod/cap-joint design allows the use of larger crankshaft-connecting-rod bearings for increased durability.

### Adjustable poly-vee fan drive

- Ability to adjust the fan to 15 different positions provides superior application flexibility. The poly-vee fan drive also provides multiple fan ratios that can be matched to specific application requirements.

### Replaceable wet-type cylinder liners

- Provides excellent heat dissipation.
- Precision machined for long life.

### Either-side service

- Service points and filters are available on either side of the engine, which greatly simplifies engine installation.

### Standard gear auxiliary drive

- A gear driven auxiliary drive is available as standard equipment and provides up to 50 hp (37 kW)

### Strong cylinder block

- The weight of the cylinder block has been reduced, while maintaining overall strength.
- Crankshaft supported by seven main bearings.

### World-class performance

- Higher torque rise, excellent fuel economy, and low oil consumption result in superior engine performance.

*Specifications and design subject to change without notice.*



John Deere Power Systems  
3801 W. Ridgeway Ave.  
PO Box 5100  
Waterloo, IA 50704-5100  
Phone (800) 533-6446  
Fax (319) 292-5075

John Deere Power Systems  
John Deere Engine Division  
Usine de Saran, B.P. 13  
45401 Fleury les Aubrais, France  
Phone (33) 2 38 82 61 19  
Fax (33) 2 38 82 60 00